

HermanMiller

Memo Desk



IMPORTANT!

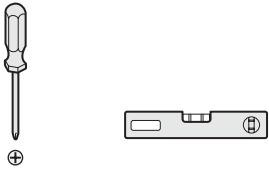
PLEASE READ THIS GUIDE THOROUGHLY BEFORE BEGINNING INSTALLATION.

IT IS STRONGLY RECOMMENDED THAT INSTALLATION BE PERFORMED BY AT LEAST 2 PEOPLE. FAILURE TO DO SO MAY RESULT IN PRODUCT DAMAGE AND/OR PERSONAL INJURY.

PLEASE SAVE THESE INSTRUCTIONS FOR DISASSEMBLY OR RECONFIGURATION.

How to assemble your Memo Desk

Tools Required



Parts Included




Work Surface (x1)



Legs (x4)

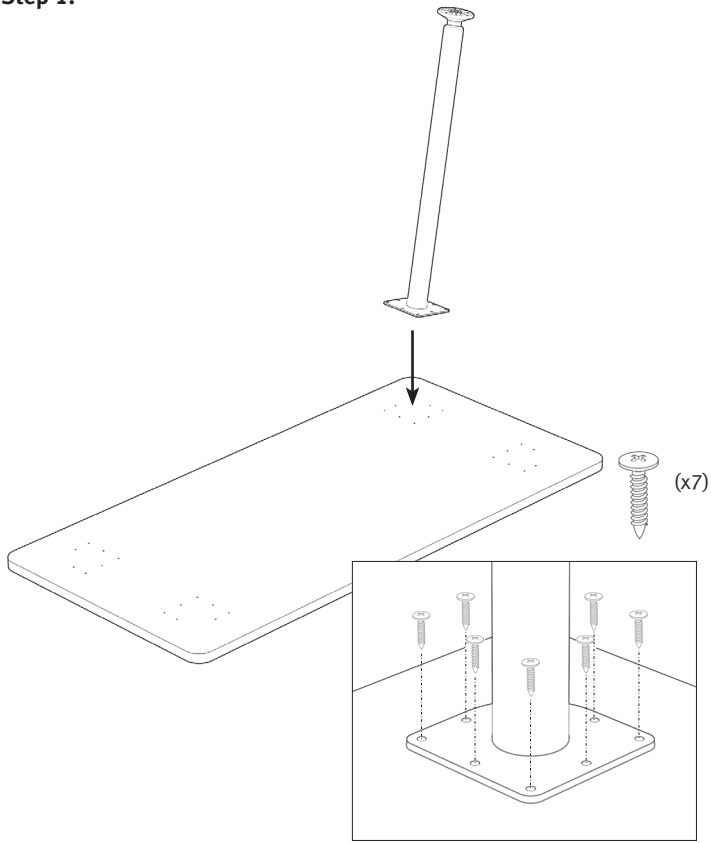


Screws (x28)

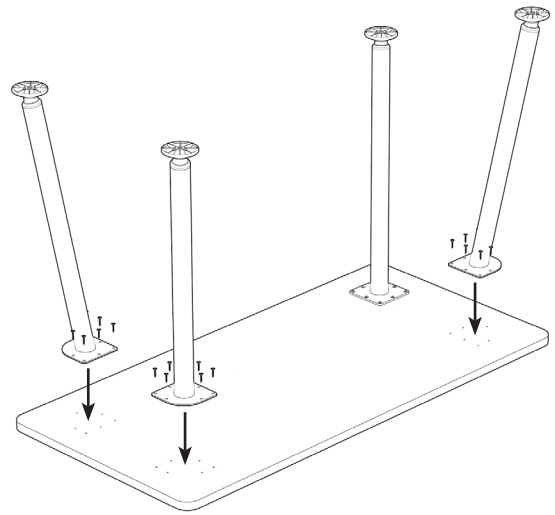
HermanMiller and  are among the registered trademarks of Herman Miller, Inc.
Printed in the UK. Please recycle.
© 2020 Herman Miller, Inc.
All rights reserved.



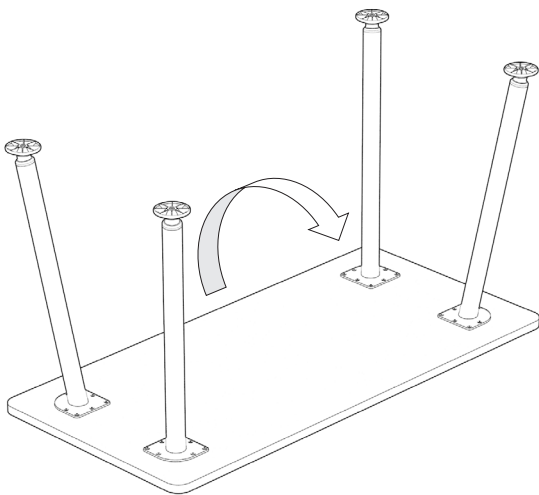
Step 1.



Step 2.



Step 3.



Step 4.

